
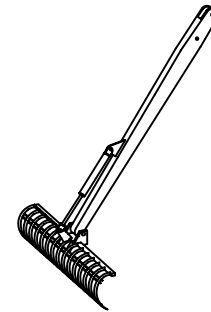


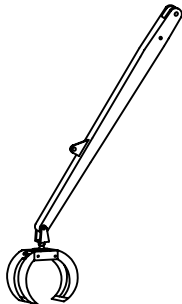
CLAM GRAPPLE



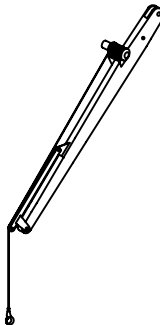
CLAM SHELL  
WITH DRAINS



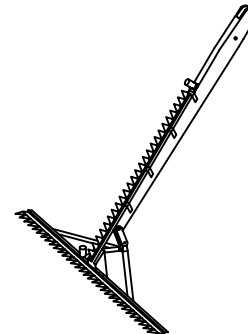
SINGLE ACTING  
RAKE.



LOG GRAPPLE



RECOVERY  
CRANE w/WINCH.



WEED CUTTING  
BAR.

 HYDRAULIC BAIT COMPANY, INC.				PORT WICH, NY
<b>AM-2000 SERIES</b>				
<b>HYDRO-MATE ATTACHMENTS</b>				
Model	Size	Eng. No.	Year	
RJF	21652		1978	
Year	Size	Eng. No.	Year	
		C-0145		